

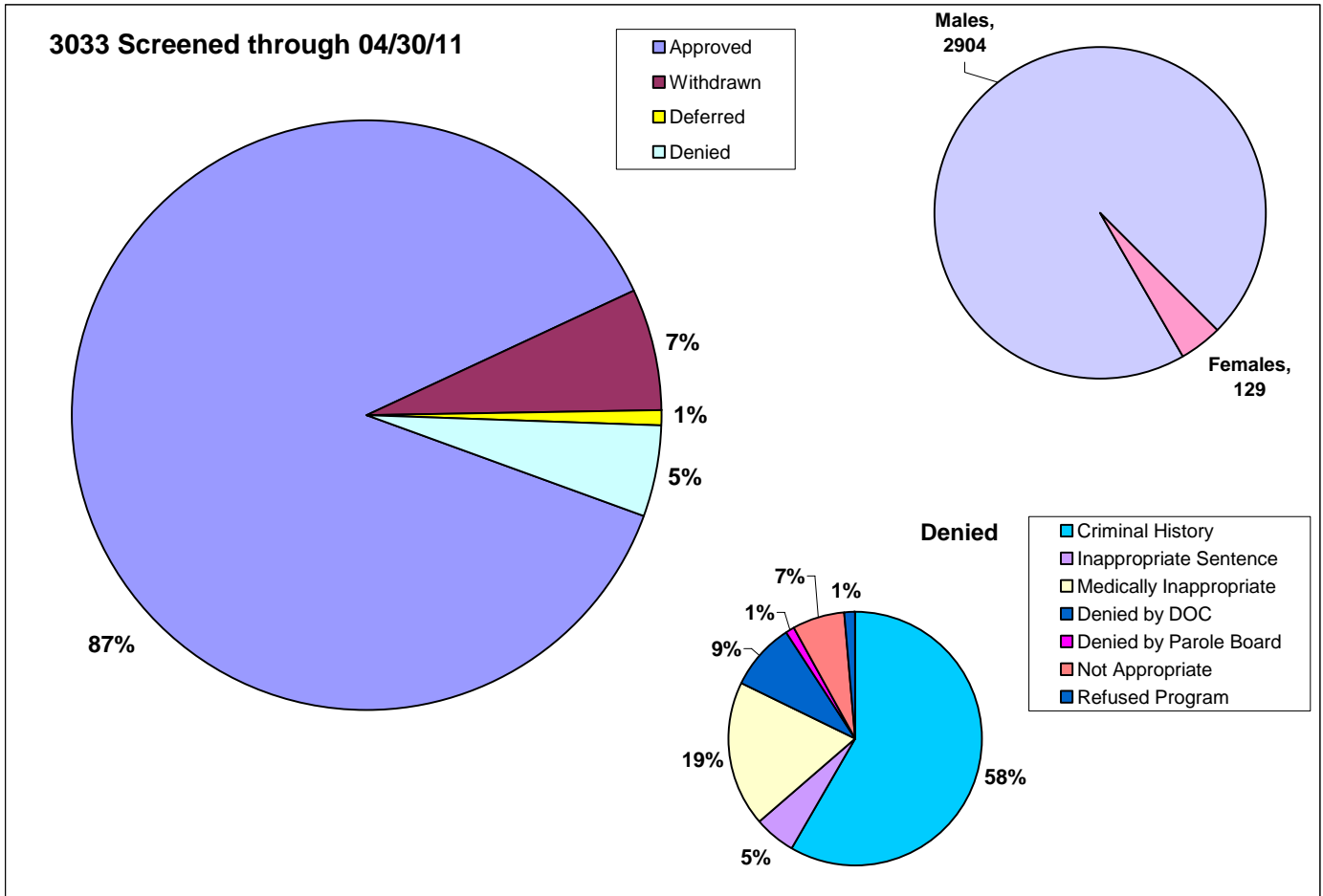
WATCH PROGRAM STATISTICS

The following is a compilation of statistics for the WATCH West Program – it does not include information for the WATCH East Program which is located in Glendive, Montana and opened in February 2005. These numbers were generated from information gathered from all Family Members who have entered into the program since February 1, 2002 through April 30, 2011.

AVERAGES

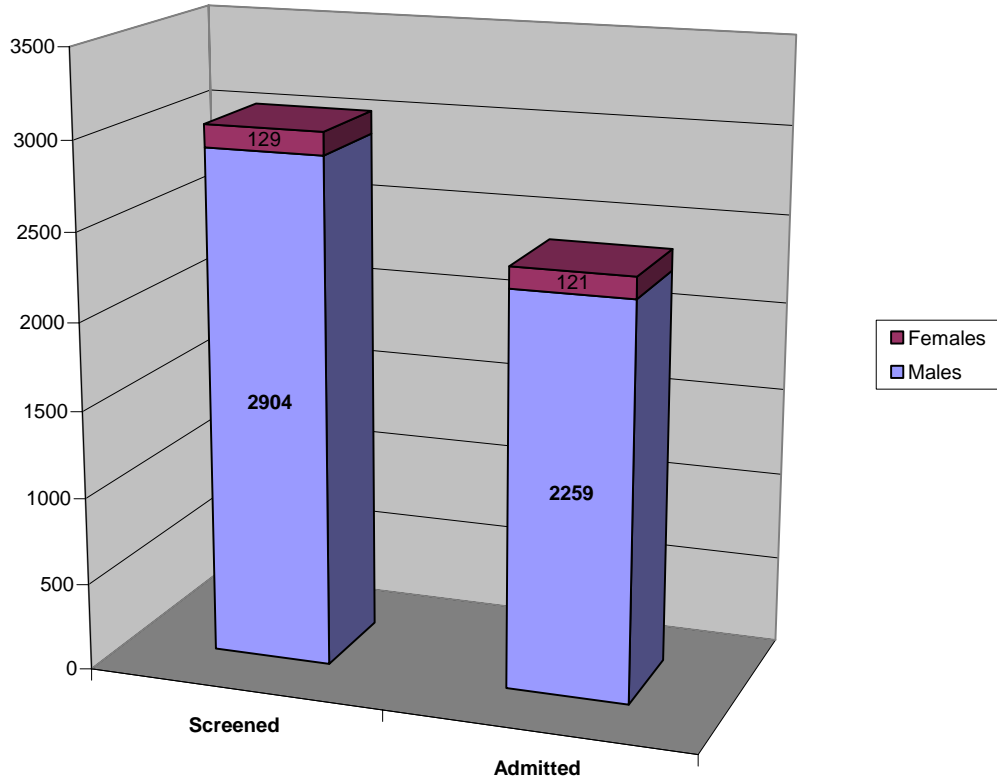
- Age at admission: **42.94**
 - Minimum age **17**
 - Maximum age **78**
- BAC at time of arrest: **.205**
- Number of DUI'S: **5.58**
- Number of misdemeanors: **18.78**
- Number of felonies(includes current charge(s)): **2.64**
- Number of prior outpatient treatments: **.85**
- Number of prior inpatient treatments: **1.24**
- Age of first use: **13.83**
- Level of education: **11.86**
- Number of dependents: **1.5**
- Length of stay for treatment complete: **184.3 days**
- Average LSI Score upon admission: **22.52**
- Average LSI Score upon discharge: **21.58**
- Individuals with Psychiatric conditions: **21.56%**
- Primary Drug of Choice: **Alcohol**
- Secondary Drug of Choice: **Marijuana**
- Tertiary Drug of Choice: **Methamphetamine**

SCREENING and WAITING LIST



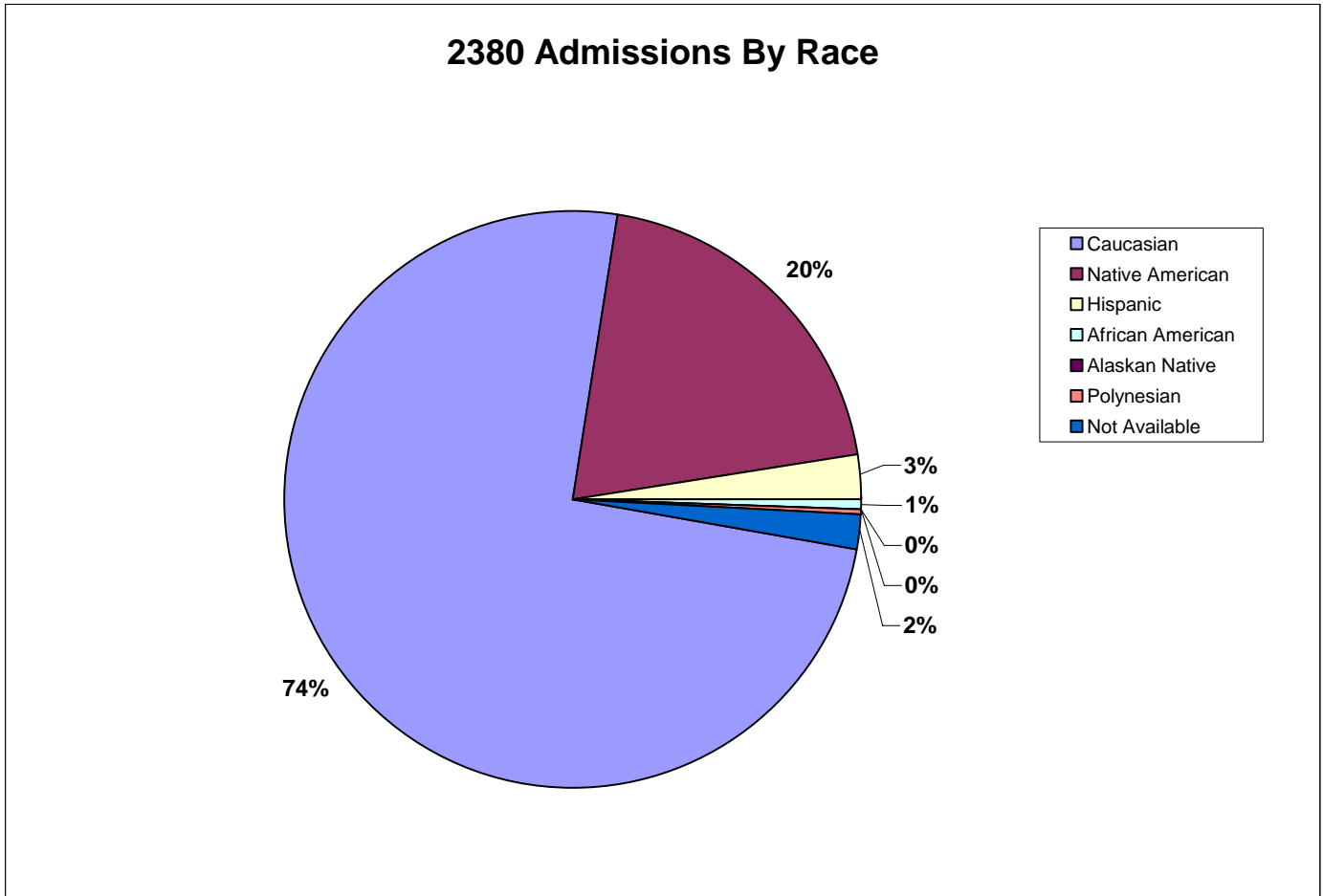
- Total number screened: **3033**
 Males screened: **2904** (96%) Females screened: **129** (4%)
- Total Approved: **2651**
 Number withdrawn: **201**
 Number deferred: **30**
 Number denied: **151**
 - Due to criminal history: 88
 - Due to inappropriate sentence: 8
 - Medically inappropriate: 28
 - Denied by DOC: 13
 - Denied by Parole Board: 2
 - Not Appropriate: 10
 - Refused Program: 2

3033 Screened vs. 2380 Admitted



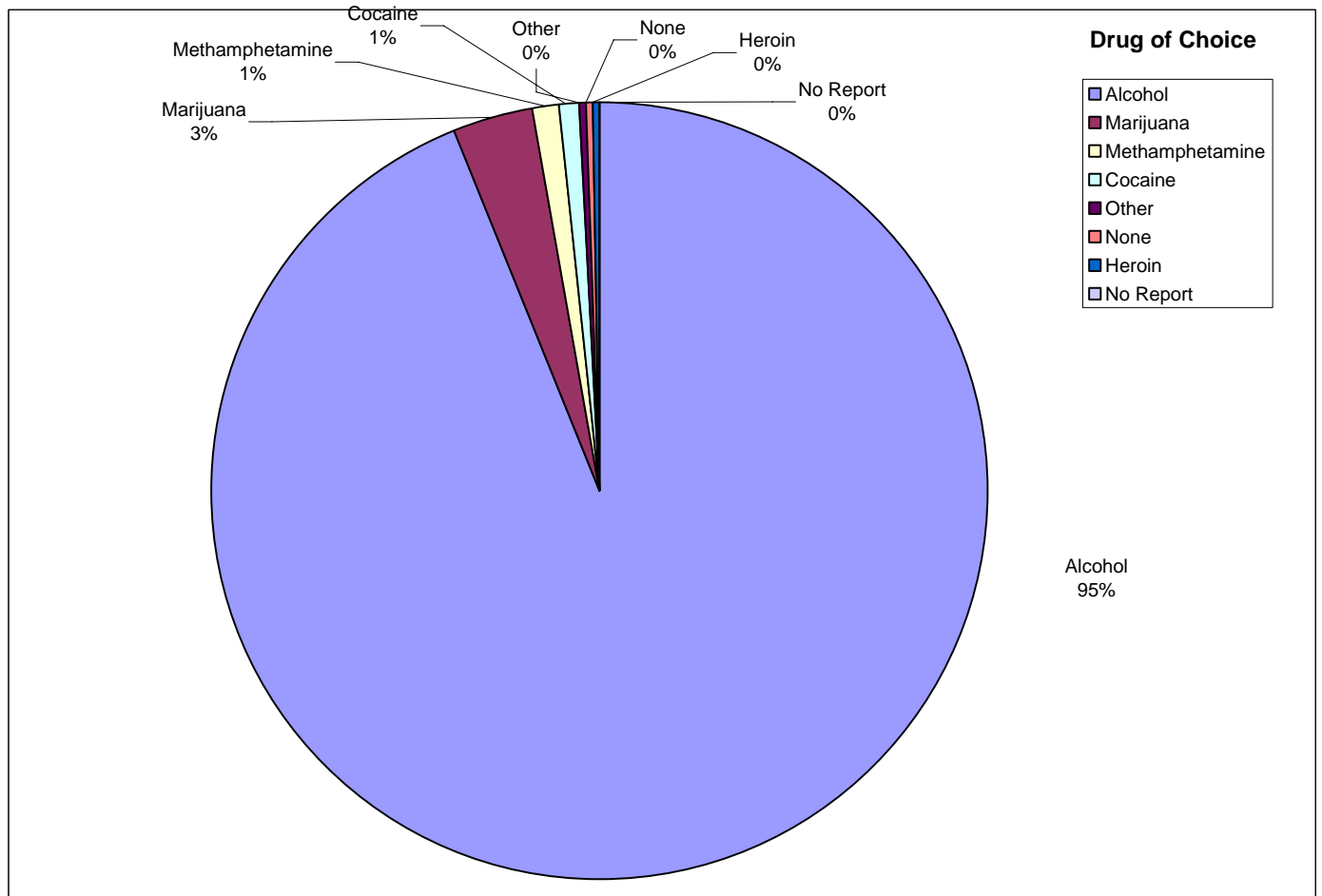
Males: 78.0% of all the males screened were admitted
Females: 93.8% of all the females screened were admitted

TOTAL # OF ADMISSIONS TO THE PROGRAM: 2380



- Caucasian, 1779
- Native Americans, 474
- Hispanic, 60
- African American, 13
- Alaskan Native, 3
- Polynesian, 2
- Not Available, 49

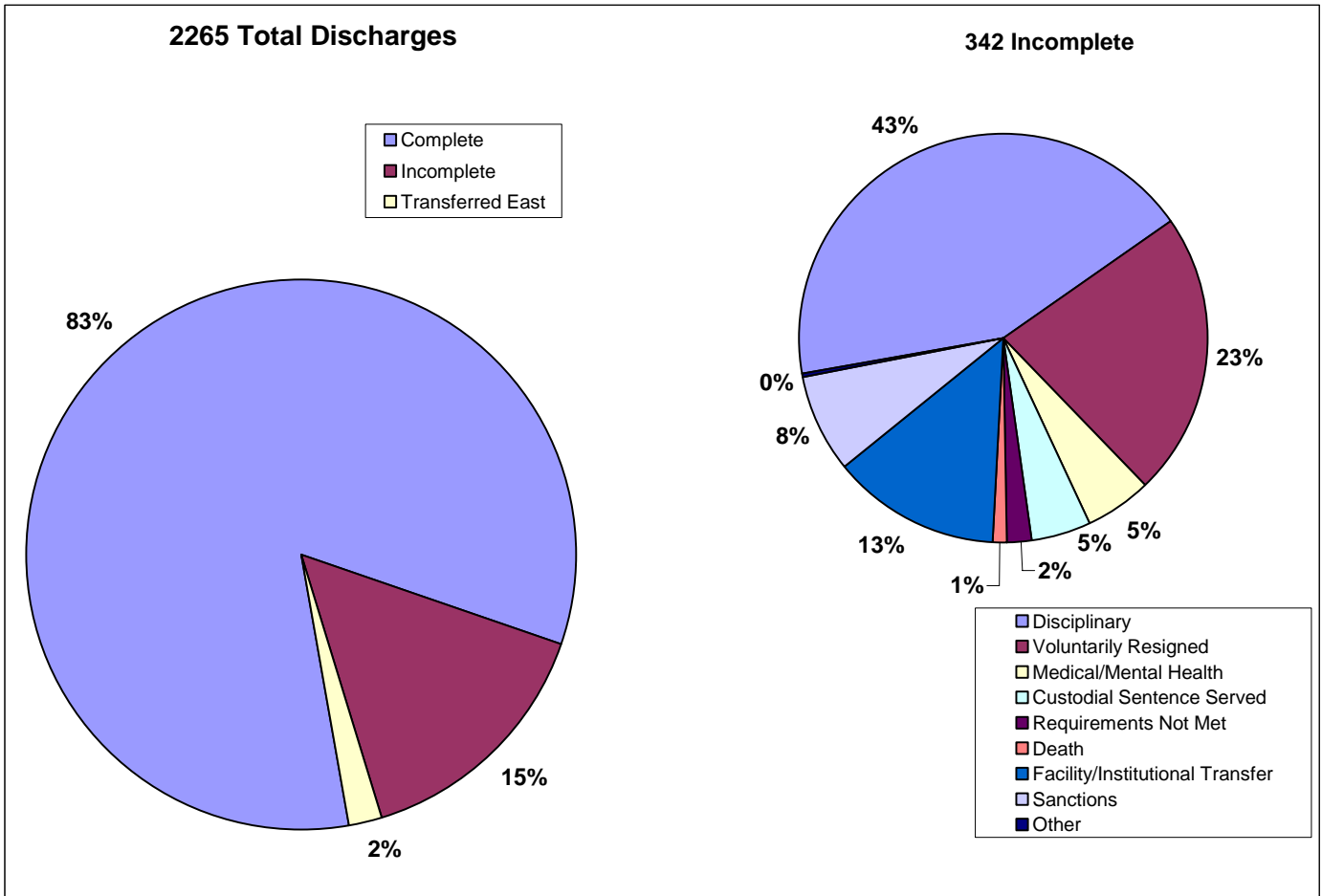
DRUG OF CHOICE



Primary Drug of Choice

- Alcohol, 95%
- Marijuana, 3%
- Meth, 1%
- Cocaine, 1%
- Heroin, <1%
- Other, <1%
- None, 0%

DISCHARGE INFORMATION



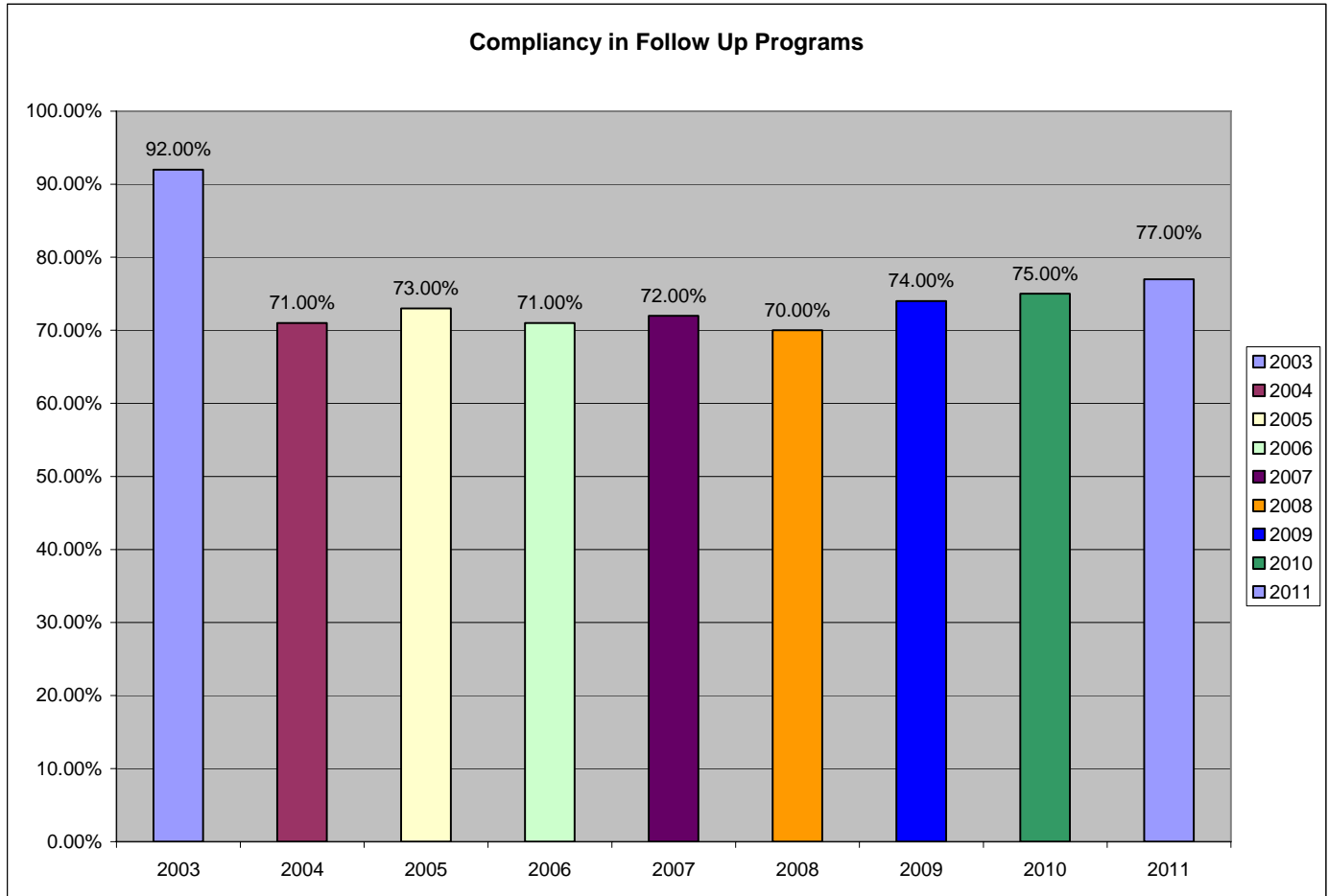
TOTAL NUMBER OF DISCHARGES: 2265

Of these 2265 discharges:

- **1879** of total discharged were treatment complete.
- **44** Transferred to WATCH East
- **342** of total discharged were for the following reasons:
 - **77** Voluntarily resigned
 - **174** Discipline/Sanctions/Sentencing/Other
 - **18** Medical reasons
 - **16** Custodial Sentence Served
 - **4** Due to death
 - **7** Requirements not met
 - **46** Facility Transfers

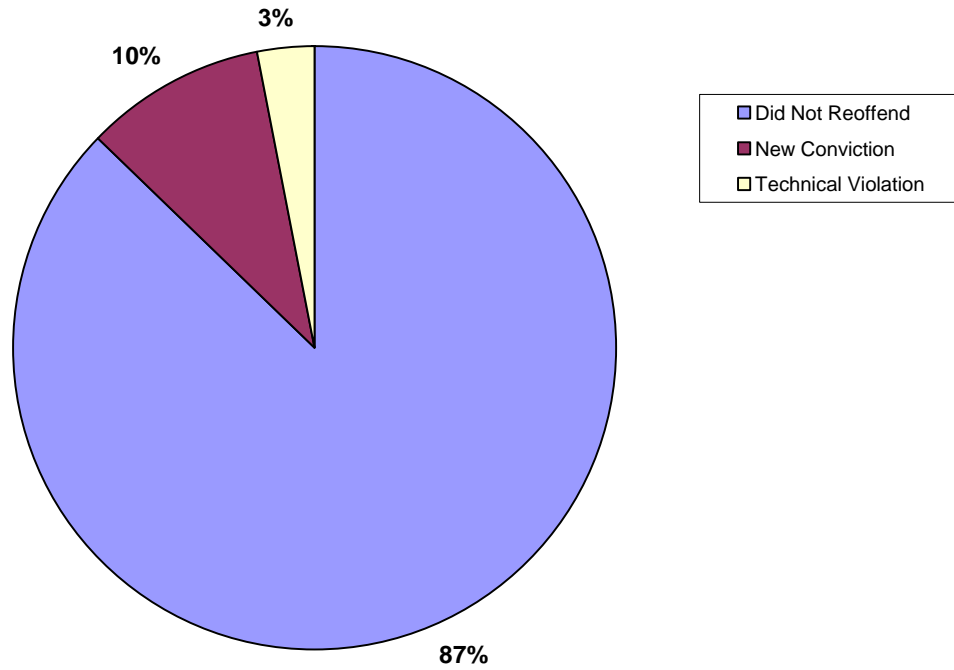
FY 10-11 DATA

Overall Program Compliance



Compliance rates are based on bi-yearly reports from Probation and Parole. Compliance means that there have been no sanctions, violations or interventions.

DUI Recidivism



10% (221) of the total graduates have been arrested for a subsequent DUI

1,976 have not reoffended

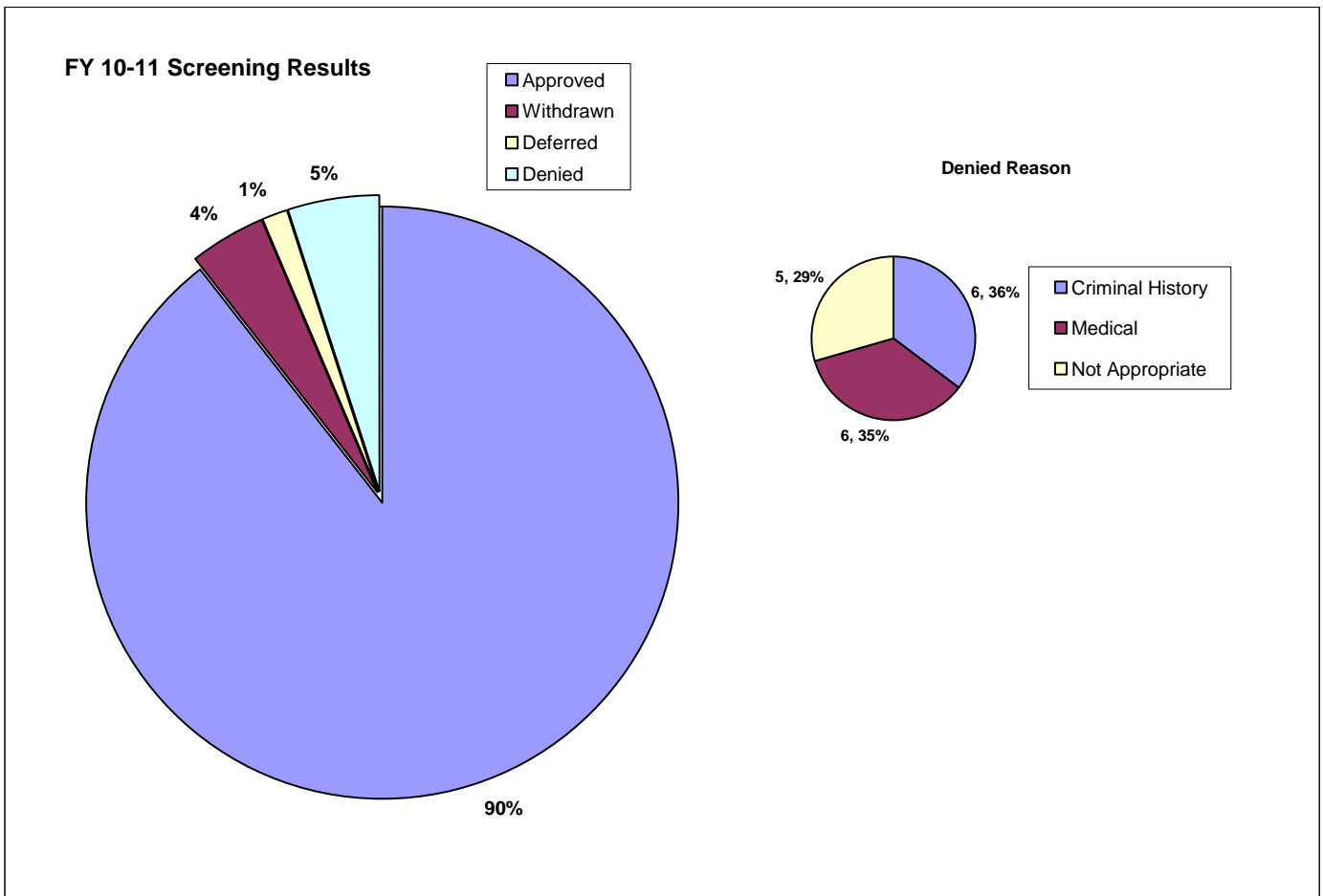
221 received a new conviction or are awaiting sentencing

68 received a technical violation rather than another DUI

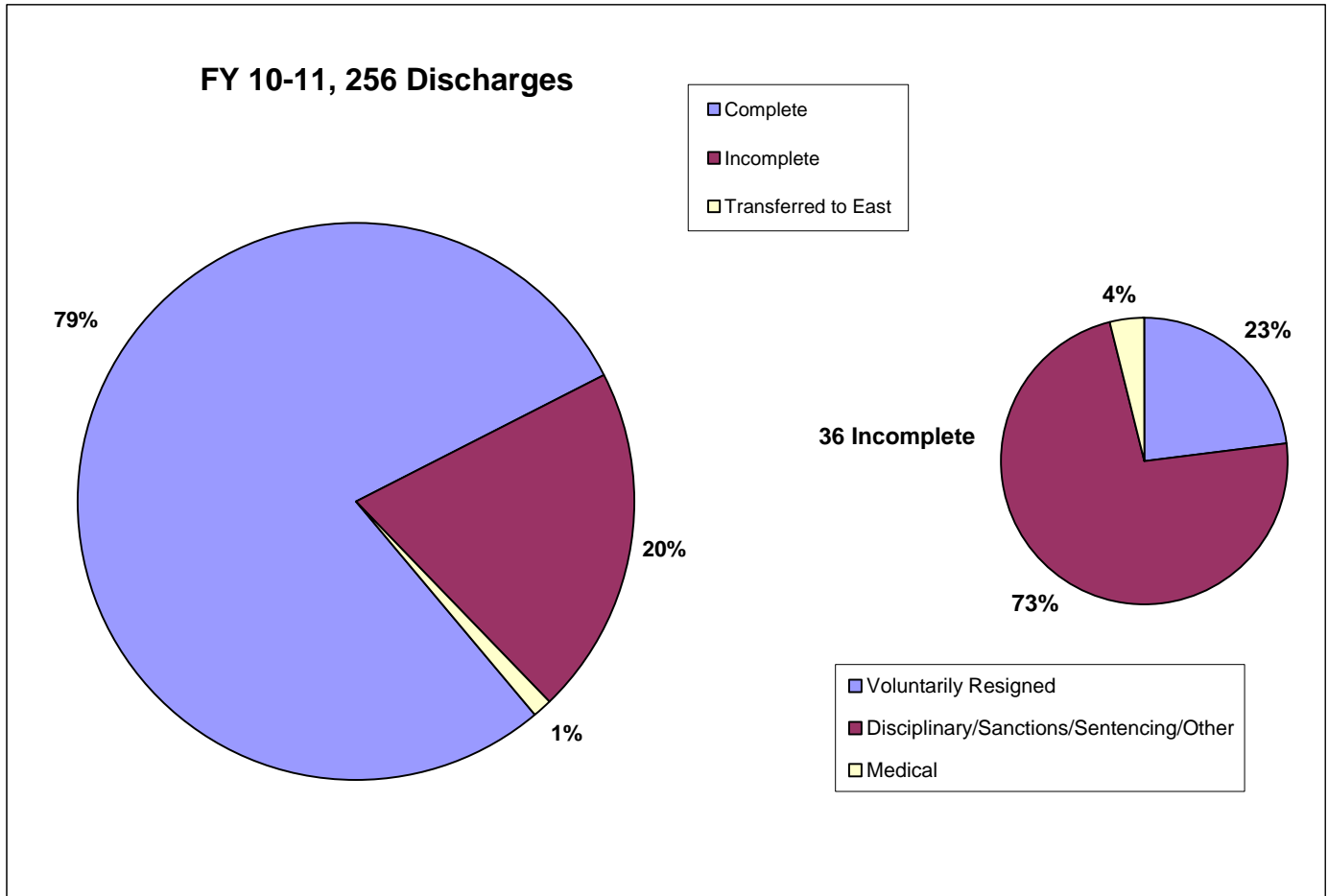
FY 10-11 SCREENING

337 Screened

- **Approved, 89%**
- **Withdrawn, 4%**
- **Deferred, 1%**
- **Denied, 5%**
- **Referred, 1%**



FY 10-11 DISCHARGE INFORMATION



TOTAL NUMBER OF DISCHARGES: 256

Of these 256 discharges:

- **201** of total discharged were treatment complete.
- **3** Transferred to WATCH East
- **52** of total discharged were for the following reasons:
 - **12** Voluntarily resigned
 - **38** Discipline/Sanctions/Sentencing/Other
 - **2** Medical reasons

FY 10-11 DATA

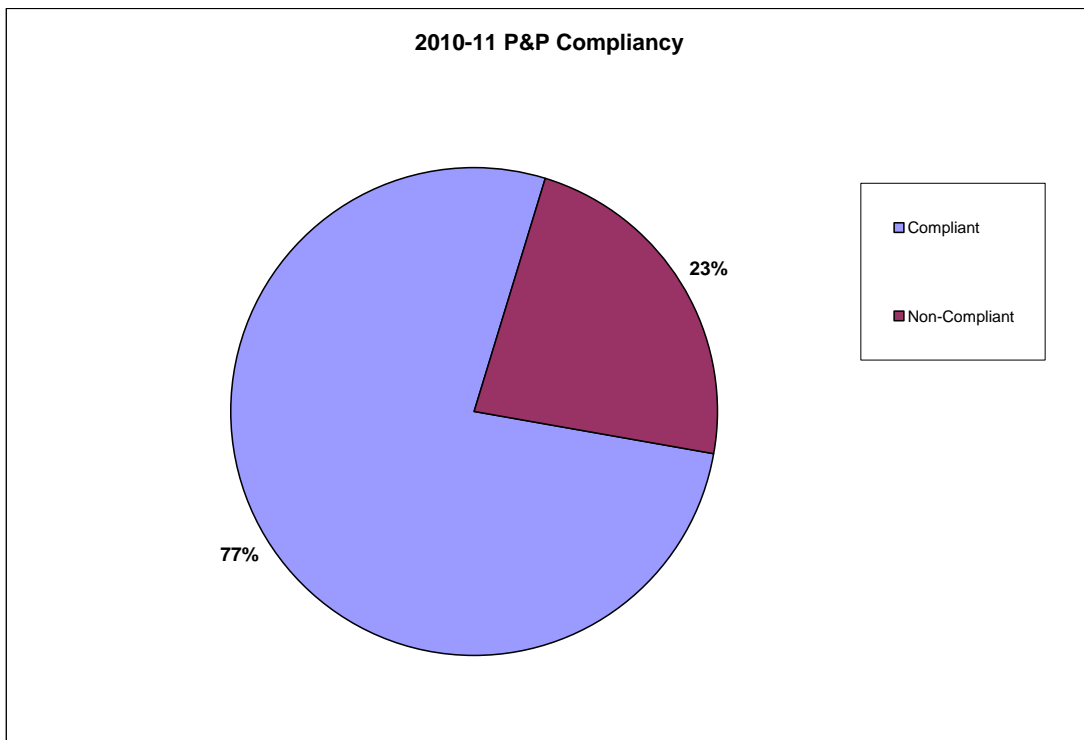
SECURITY INFORMATION

For year May 1, 2010 to April 30, 2011:

- Number of Escapes: **0**
- Number of Positive UA's: **0**
- Number of Positive BA'S: **0**
- Number of Class I write-ups: **1** (formal hearing)
- Number of Class II write-ups: **34**(23 were formal)
- 24 Formal Hearings Total

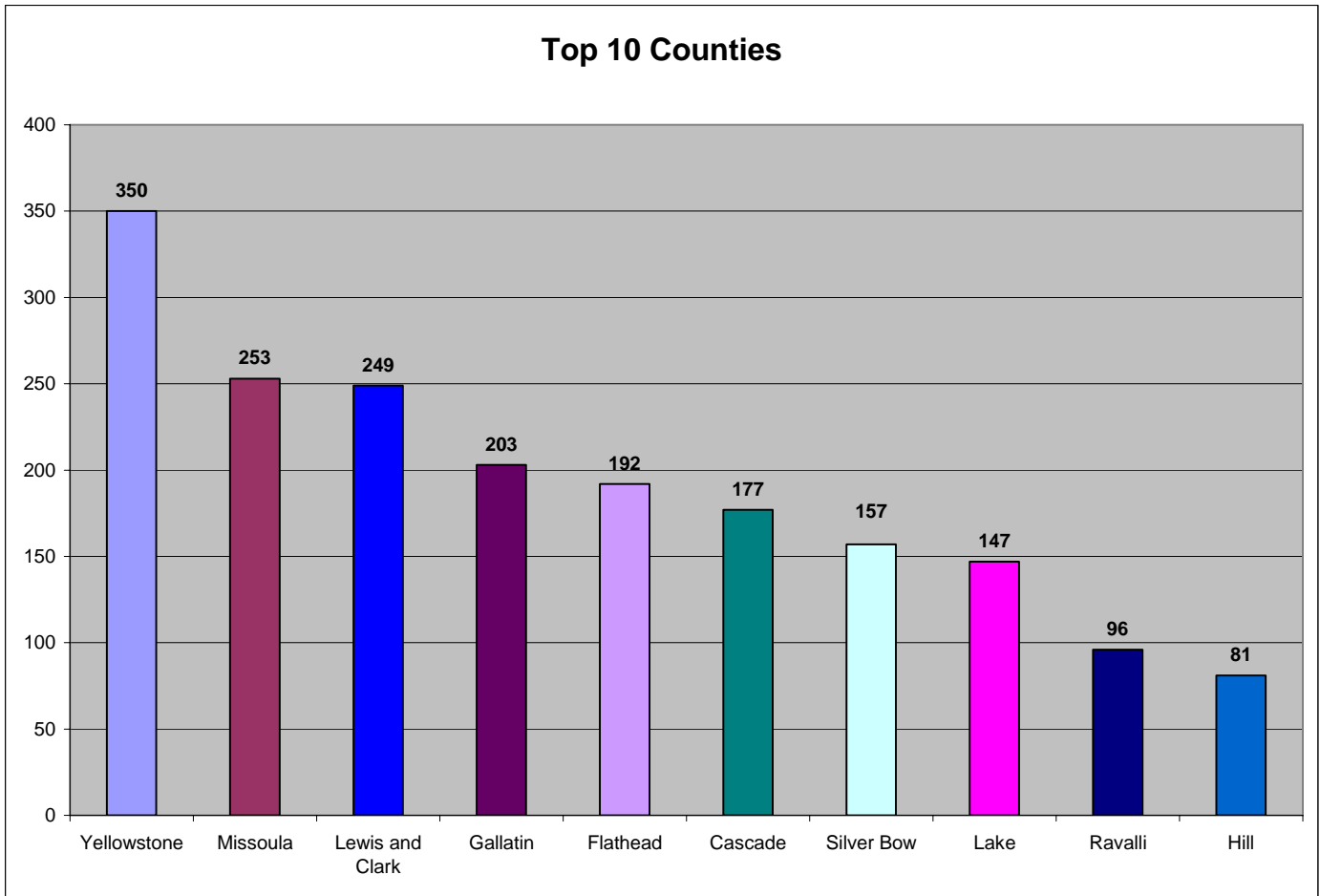
(NOTE: positive UA's and BA's does not include intake UA's or BA's)

TOTAL PROBATION AND PAROLE/ AFTERCARE COMPLIANCY RATE FOR 2010-2011 77%



SENTENCING COUNTY INFORMATION:

February 1, 2002 through April 30, 2011



County Referred From

| County | | | | | |
|---------------|-----|-----------------|-----|-------------|-----|
| Beaverhead | 22 | Granite | 18 | Powell | 32 |
| Big Horn | 45 | Hill | 81 | Ravalli | 96 |
| Blaine | 16 | Jefferson | 22 | Richland | 14 |
| Broadwater | 14 | Judith Basin | 4 | Roosevelt | 2 |
| Carbon | 12 | Lake | 147 | Rosebud | 31 |
| Cascade | 177 | Lewis and Clark | 249 | Sanders | 17 |
| Choteau | 4 | Lincoln | 60 | Sheridan | 5 |
| Custer | 9 | Madison | 8 | Silver Bow | 157 |
| Dawson | 17 | Meagher | 2 | Stillwater | 12 |
| Deer Lodge | 43 | Mineral | 18 | Sweet Grass | 5 |
| Fergus | 23 | Missoula | 253 | Teton | 16 |
| Flathead | 192 | Musselshell | 5 | Toole | 9 |
| Gallatin | 203 | Park | 23 | Treasure | 3 |
| Garfield | 2 | Phillips | 1 | Valley | 4 |
| Glacier | 34 | Pondera | 17 | Wheatland | 1 |
| Golden Valley | 2 | Powder River | 2 | Yellowstone | 350 |

WATCH PROGRAM ANNUAL REPORT

May 1, 2010 – April 30, 2011

PROGRAM HIGHLIGHTS

This was indeed a very busy and most productive fiscal year as WATCH entered its tenth year with over 1900 graduates returning to their homes and their families. Our compliancy rate for this fiscal year was a phenomenal 77%. Our acceptance rate at screening was at an all-time high of 89%. The year was also marked with the signing of our WATCH Contract in July of 2010 allowing us seven years before the next RFP – that was indeed great news. In addition – WATCH embarked on a major HVAC contract which saw our CCPW Clients move to the old START Building in September as well as periodic and on-going moves within the WATCH Building to accommodate the construction phases. The staff and clients alike made the moves in a seamless manner without complaint or hesitation. Construction is slated to be completed in August and for the first time in over nine years we will have air conditioning – efficient heating and a vastly improved air supply. I encourage our readers to take a look at our stats and graphs to further enlighten you on our statistical highlights and milestones.

PROGRAM OVERVIEW

As I mentioned in my report last year – a true Therapeutic Community requires both structure and format. With this in mind – I will now share with you our various committees – groups and programs – the very heart of what we do in the WATCH Program.

Our AFTERCARE PROGRAM remains strong and vibrant as we continue to liaison with over 90 probation officers – 24 CD Aftercare Providers and 10 Transitional Living Facilities within Montana. We continue to send out ‘compliance reports’ to all our P&P Regions to ensure timely and accurate statistics. A new and exciting alumni support group aptly called ‘WATCH OUT’ has been formed in Polson – Kalispell – Missoula and Bozeman. It has been initiated by Alumni who meet weekly to strengthen their sobriety. We hope this will spread throughout Montana.

Our TC COMMITTEES did an outstanding job again this fiscal year. They included: Committee Chairman – Family Hierarchy – Super Hierarchy – Fine Arts – Toastmasters – Newspaper – Recreation – Rough Riders – Election Committee – Veteran’s Group – Troubleshooters - Centurions and our newly formed group called ‘Sobriety Scouts’. The Sobriety Scouts were formed to strengthen our Second WATCH group by earning merit badges and doing other-centered activities which benefit Second WATCH as well as the entire TC. WATCH Family Members also continue to observe all holidays as well as participating for Relay for Life each year – one of several charities we are involved in each year.

Our ADDICTION SUPPORT GROUPS include AA – Secular AA – Christian based AA – 12 Step Program – Narcotics Anonymous – Gamblers Anonymous – Talking Circle as well as morning Smudges. These dynamic groups are well attended and supported by the WATCH Family Members. Our GRADUATION CEREMONIES are held on the third Wednesday of each month with designated guest speakers. This fiscal year marked an increased attendance by family members and guests. Our ORIENTATION class continues to meet five days a week and greatly reduces the stress for our new Family Members. We continue with our SYNCHRONIZED schedule which is paramount in delivering consistent treatment services. This combined with real-time CHARTING strengthens our treatment modalities and ensures a high standard of services delivered to the Family Member. Our non-treatment SPECIALTY groups (facilitated by volunteer staff) meet each Wednesday and are filled to ‘capacity’ each period.

Our KNIGHTS Program – the first of its kind in the nation – has entered its fifth year with 36 admissions. Currently – we have 27 discharges of which 22 successfully completed the program with a phenomenal 81.48% completion rate (3 were removed for disciplinary reasons and 2 resigned citing medical problems). During this fiscal year – we admitted 17 KNIGHTS and there are over 30 more candidates screened and approved at MSP. This program is proving to be a most valuable asset to Montana in addressing Negligent Vehicular Homicide Cases as ‘treatment worthy’ in addition to any punitive measures by the DOC.

Our Second WATCh Program also remains strong and vibrant. As you know – this program was developed for those who have previously successfully completed WATCh but received an additional felony DUI. Currently – about 9% to 11% of our graduates are being revoked for additional DUI offenses. However – considering the criminal histories and their history of addiction – this is quite low. This fiscal year saw the admittance of 31 WATCh Graduates with 9 completing and 19 still remaining in the program. This fiscal year – only 3 resigned from the program and 3 were removed. Since the inception of Second WATCh in July of 2006 – 142 have been admitted to the program with a very respectful 85.83% completion rate. This completion rate reflects the strict requirements and zero tolerance of the Second WATCh Program.

Our EDUCATIONAL efforts remain a most integral part of the WATCh Therapeutic Community. During this fiscal year – 4 WATCh Family Members earned their GED’s with another 15 identified and currently in the process of obtaining theirs while 5 of these have already passed partial testing. In addition – 16 WATCh graduates have enrolled in College – they include 3 at the U of M (Go Griz) – 2 at MSU – 2 at Mt. Tech – 1 each at Western and Eastern. This is most impressive and a source of great pride for all of us. Our Educational Department also administered 253 TABE tests. This is also our second year in facilitating the testing for BADDs (Behavior and Attitudes – Drinking and Driving). We conducted 258 pre-tests and 256 post-tests. Due to the HVAC work – our Computer Lab was functioning only 75% of the fiscal year but courses were still offered in Basic Key Boarding, Typing, Power Point, Microsoft Office, Resume Typing and Excel / Publisher. FLAGGING CLASSES are also offered 4 times a year. This fiscal year we had just over 100 Family Members successfully complete the coursework. Graduates receive a three-year National Certification.

ADMINISTRATOR’S COMMENTS: It is hard to believe that I have been here since WATCh first opened its doors in February of 2002. First as the Aftercare Coordinator and now as the Administrator since July 2006. A few extra pounds – a lot less hair – over 1900 graduates – two programs – 70 dedicated staff – 167 total clients – a 3.7 million dollar budget. “Enthusiasm is excitement with inspiration, motivation and a pinch of creativity”. I have always been taught that to ‘lead’ is a privilege and one must have both dedication as well as humility. To have the ability as well as the responsibility to help others change their lives is a task given to the ‘few’. Those in this special field are ‘chosen’ – they are not volunteers. Those in this field are the ‘best of the best’ – they are not average. Those in this field are ‘blessed’ – they are not burdened. I am fortunate to be part of this select few – this explosion of excellence. I am thankful for the support of the Board – the leadership of our CEO – the endorsement of our Director of Treatment Programs and the professionalism of the Staff. As Walt Disney once said: “It is kind of fun to do the impossible.”

**Alex Vukovich
WATCh Administrator**

