

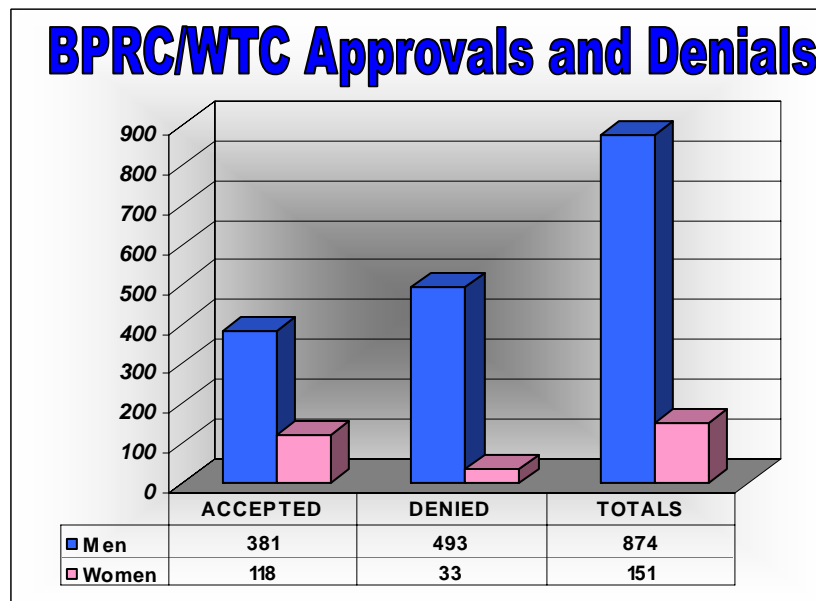
# Community, Counseling, and Correctional Services, Inc.

## BUTTE PRE-RELEASE CENTER/WOMEN'S TRANSITIONAL CENTER

July 1, 2009 through June 30, 2010

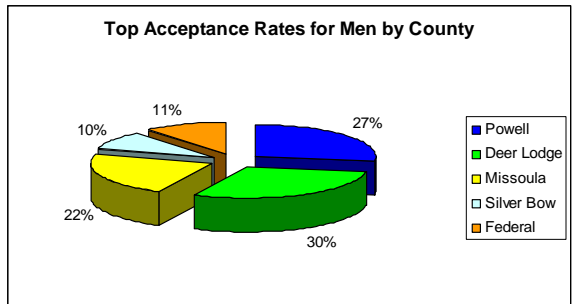
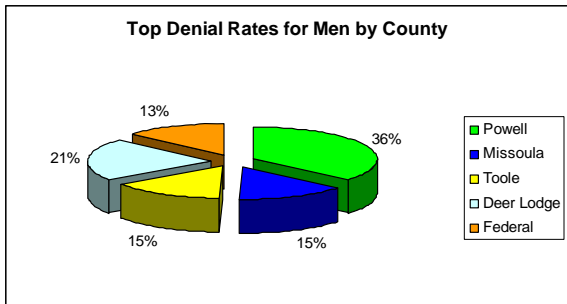
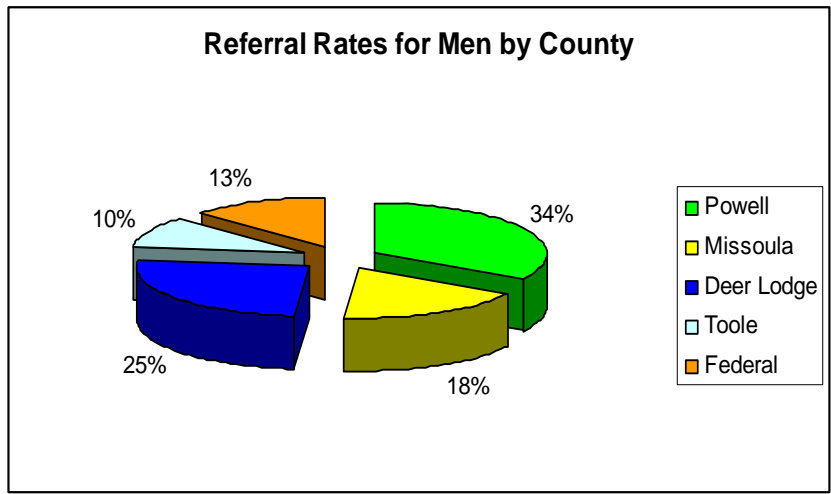
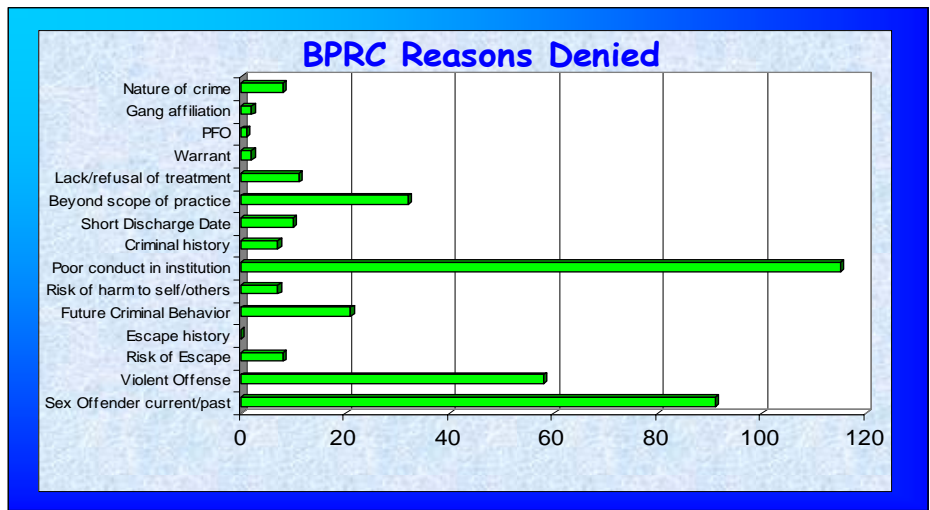
### Admissions

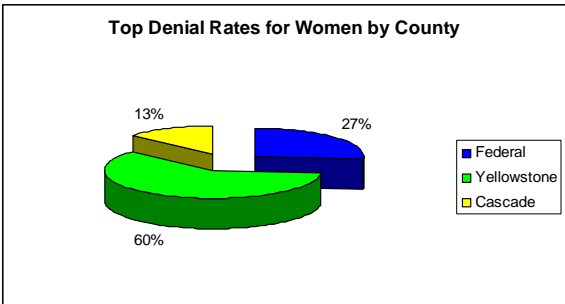
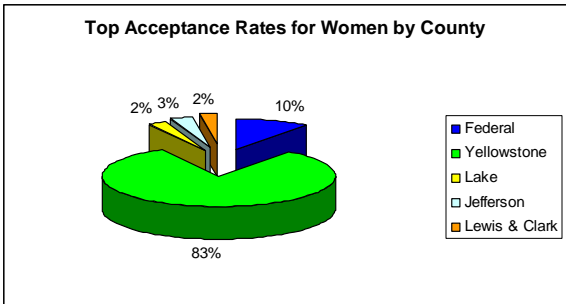
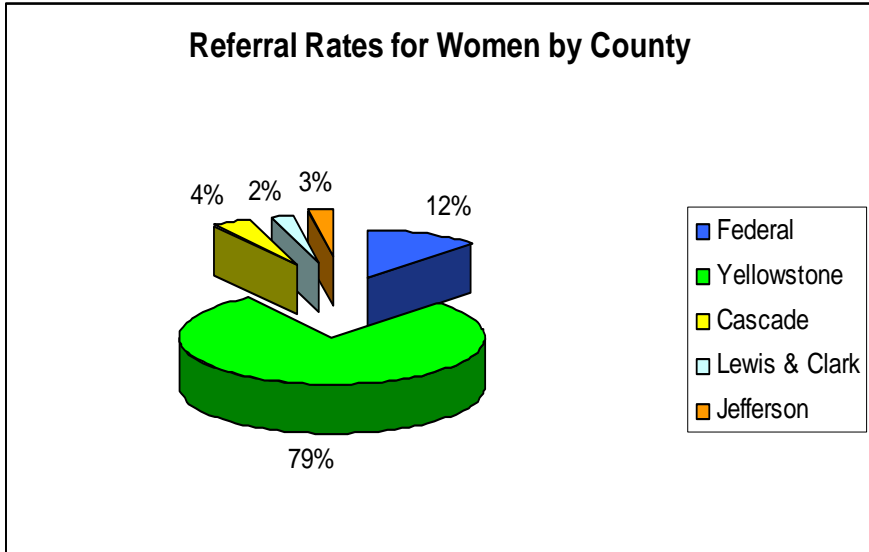
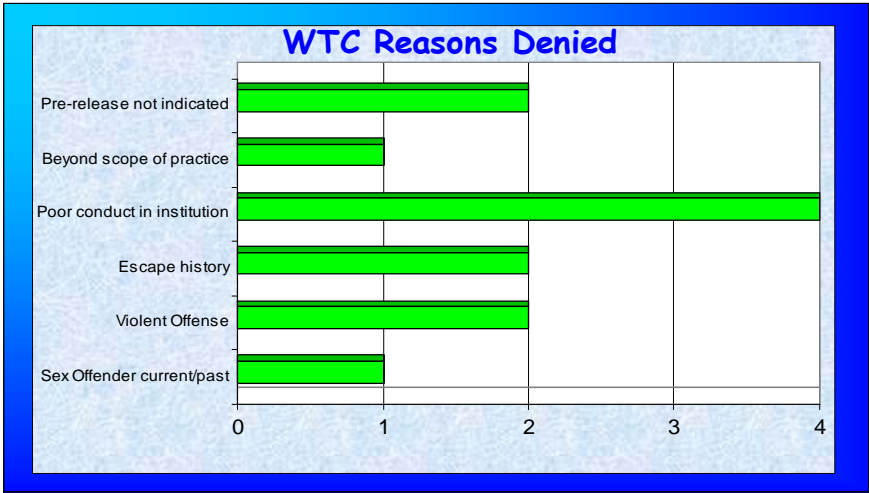
During this reporting period, 792 males made application for placement within the BPRC and out of that number 351 were accepted. This represents an acceptance rate, for this reporting period of 44.3%. During this same time, 133 females made application for placement within the WTC and out of that number 119 were subsequently placed in the women's center. The acceptance rate into the WTC for this period was 89.4%.



The Local Screening Committee applies a very stringent and non-flexible set of criteria in their review of each case that comes before them. Some examples justifying an applicant's denial for the privilege of either the BPRC/WTC are:

1. The nature of the offense (sex offenders *are not* accepted for placement within either the BPRC or WTC).
2. History of violence.
3. Poor institutional conduct.
4. Prior failures in any type of community-based supervision.
  - a. Prior walk-away (escape) from a pre-release center, or
  - b. Absconding supervision while under parole or probation supervision.
5. Poor recommendation(s) from the treatment/security personnel at the referring institution/agency.
6. Physical/emotional/mental health issues that are beyond the scope of resource allocations (availability) of the respective pre-release center.
7. Strong objections from local law enforcement.





# Community Service

Community service is an important part of programs at Community, Counseling, and Correctional Services, Inc. (CCCS). In fact, residents in the Butte Pre-Release Center (BPRC) and Women's Transitional Center (WTC) programs have completed **13,818 hours of community service** in the past year.

Residents in the BPRC and WTC programs are required to complete 25 hours of community service to progress from phase 1 to phase 2. Ten additional hours of community service are required to change from phase 2 to phase 3. Any resident who participates in Moral Reconciliation Therapy® (MRT) must complete 15 hours of community service to complete step 6, and 10 hours of community service to complete step 9. In short, all residents in the BPRC/WTC programs complete between 40 and 50 hours of community service.

BPRC and WTC residents may complete community service for government, school, civic, and not-for-profit organizations. Community service cannot be performed for individuals. Listed below is a breakdown of where the hours of community service are performed:

## Breakdown of Community Service to Organizations from July 1, 2009 to June 30, 2010

Organizations	Men's	Women's
Alano Club	23	
American Legion/Little League	2	17
Easter Seals Hospice		3
Butte Silver Bow	14	
Beautify Butte	144	72
Butte High Track Meet	274	92
Big Brothers and Sisters	4	13
Butte Celebrations		85
Butte Civic Center	1,506	1,633
Butte Headstart	55	14
Butte High School	370	34
Butte Uptown Association	37	
Butte Wrestling	163	88
Ma Wah Society	3	
Christmas Stroll	74	22
East Junior High	11	
Elks	123	130
Rodeo Grounds	12	
Knights of Columbus	148	44
Kitchen	356	274
BSB Art Foundation	5	
Montana Tech Sports	989	44
Montana Tech Other	30	6

Highway Crew	14	2
Relay for Life		14
Indian Alliance	107	
Salvation Army	88	38
Forest Service	97	26
Rescue Mission Thriftstore	662	302
Dressed for Success		23
Butte Sheltered Work Shop	14	
An Ri Ra Festival	20	
Evel Kneivel Days	152	23
Catholic Churches	25	14
Survivors and Thrivors	15	
Soup Kitchen	90	367
Church on the Rock/youth cntr	880	343
BPRC Misc.	652	195
Maroon Activity Center	689	324
Little League Games & Parks	14	
Food Bank	14	
Humane Society	54	473
Bullock Soccer Field	34	
Dept/Benefits	40	6
Indian Alliance	536	
Nursing Home, Crest, Evergreen	72	55
Goodwill	132	169
Folk Festival	442	49
Seed International		24
<b>Sub Total BPRC/WTC</b>	<b>8,661</b>	<b>5,157</b>
<b>Total of Community Service Hours</b>	<b>13,818</b>	

# Resident Financials

Accepting responsibility and ownership for the cost of incarceration and correctional programming is an important part of the CCCS program philosophy. Therefore, residents are expected to contribute to the cost of their participation in the BPRC/WTC. A daily charge of up to \$14 for each day or \$98 per week will be charged to all residents referred by components of the Montana criminal justice and correctional systems. Federal residents will be expected pay 25% of their weekly gross income. Inability to pay for services will not preclude offenders from participating in the pre-release programs. Indigent residents (those in arrears \$360 or more) may apply to have room and board waived.

As has been the case in mainstream society, the current economic recession has made it more challenging and difficult for the men and women enrolled in these programs to find steady employment. Many of these individuals have families who are now and will continue to be critically dependent upon their ability to provide family support. The residents of the BPRC and WTC are required to maintain an aggressive and consistent community job-search program and it must be noted that the vast majority of them are not hesitant to *pound the pavement* until they secure a job. It is a testament to the determination of these men and women and the assistance offered through their respective programs that, as of this writing, **91%** of the BPRC residents and **96%** of the WTC residents are currently employed on either a full or part-time basis.

Those residents housed within a pre-release center are required to budget their money wisely and with the assistance of staff, they complete weekly budgets to make payments towards their debts and preserve as much money as they can in their individual accounts for program discharge. Below is a table that documents the money brought into the center by the residents and also their expenditures.

	WTC		BPRC	
	Money Deposited In			
	07/09 – 05/10	Inception	07/09 – 05/10	Inception
<b>Family Support</b>	\$ 44,139.44	\$ 295,505.61	\$ 67,991.76	\$ 192,393.51
<b>Employment</b>	\$ 361,951.01	\$ 6,187,434.68	\$ 957,726.77	\$ 16,640,184.01
	Resident Money Budgeted Out			
<b>Room &amp; Board</b>	\$ 198,959.00	\$ 2,577,524.96	\$ 509,066.00	\$ 6,750,642.73
<b>Medical/Dental</b>	\$ 20,971.77	\$ 472,540.35	\$ 48,602.61	\$ 566,370.58
<b>Restitution</b>	\$ 4,570.29	\$ 173,157.94	\$ 7,019.75	\$ 239,538.46
<b>Taxes Paid</b>	\$ 30,718.91	\$ 760,204.04	\$ 72,735.65	\$ 3,625,378.42
<b>\$ @ Discharge</b>	\$ 60,403.06	\$ 1,165,167.86	\$ 163,245.63	\$ 4,389,136.82