



Community, Counseling, and Correctional Services, Inc. (CCCS)

SANCTION TREATMENT ASSESSMENT REVOCATION AND TRANSITION (START) PROGRAM

2010 Year End Report

Assessment

Sanction and revocation admissions will typically be assessed during the first week of their confinement for treatment, program and aftercare needs. Our intake assessment tools include the following:

1. LSI-R (Level of Service Inventory-Revised) The LSI-R was developed by Don A. Andrews, Ph.D. and James Bonata, Ph.D., of Ottawa, Canada. The LSI-R is a quantitative survey of attributes of offenders and their situations relevant to the decisions regarding level of service.
2. Biopsychosocial information from DOC Universal Application.
3. Medical Intake Screening
4. Mental Health Screening: Level I
5. Michigan Alcohol Screening Test
6. CAGE Questionnaire
7. SASSI
8. Treatment Planning Questionnaire
9. University of Rhode Island Change Assessment

Programs

After the initial screening and assessment has been completed an offender may be offered one or more of the following programs in accordance with assessed treatment needs.

1. CPR (Cognitive Programs and Restructuring)
2. CTE (Criminal Thinking Errors)
3. Anger Management
4. Relapse Prevention
5. Life Skills
6. Changes Program
7. Alcoholics Anonymous/ Secular Recovery
8. Stress Management

In addition to the above programs the Religious Coordinator, Sister Lynn, visits the facility on a weekly basis. Also, Offenders not precluded from manual labor due to medical or other reasons are assigned to a work program, placed on our work roster and rotated through various facility work assignments.

START ANNUAL REPORT FOR 2010

Group Statistics:

Overall Group Completion (group data from December 2005 to December 2010):

CP&R	215
TER on Revocation	2099
Criminal Cycle	859
SUD/HRF	1424
Relapse Traps	1223
HURT	1036
COA	21
Monday Assignment	419
Life Skills	48
Relapse Prevention	80
Changes	1021
CTE	51
Anger Management	94

Average Daily Population For 2010: **101**

Average Daily Sanction Population For 2010: **14**

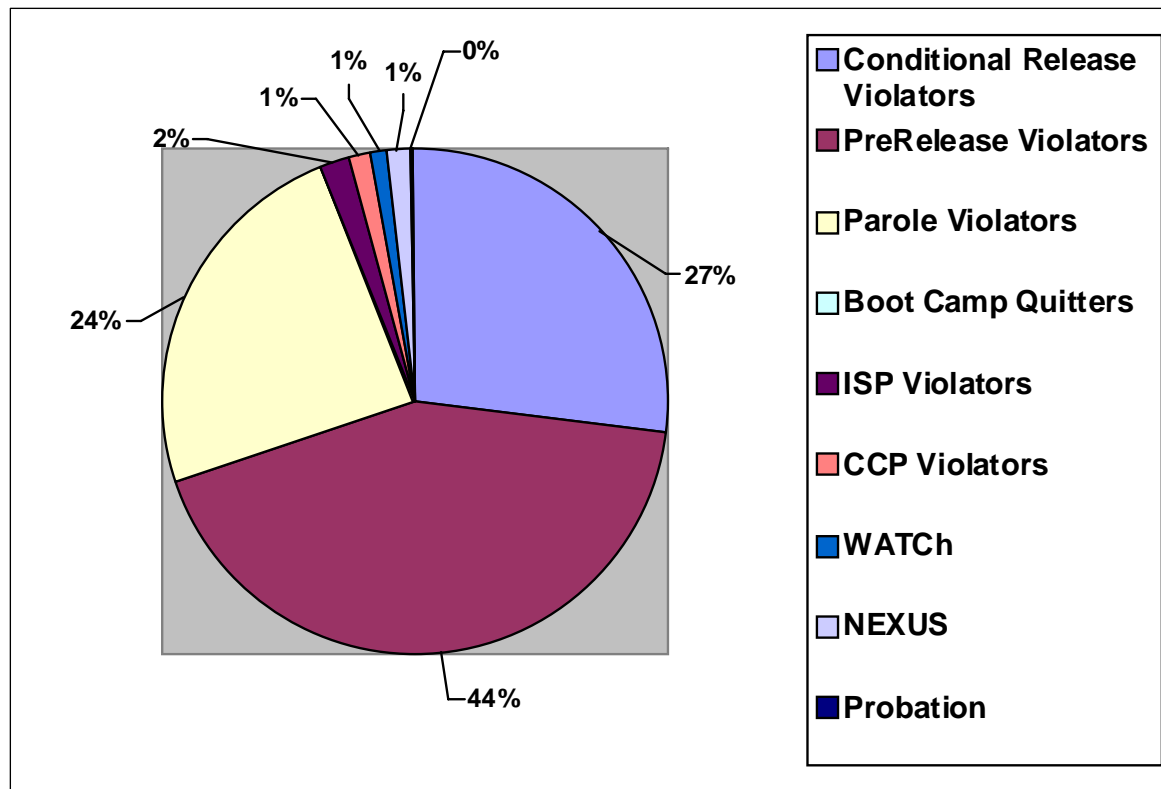
Offenders returned to MSP(Includes All Offenders returned to MSP in 2010): **82**

Attached is the overall intake and discharge summary per month for 2010

START Admissions

Revocation Admissions January 2010 through December 2010

Revocations by type	January	February	March	April	May	June	July	August	September	October	November	December	Total
Conditional Release Violators	8	11	14	13	8	17	9	15	12	5	7	5	124
PreRelease Violators	17	18	17	26	14	21	17	35	39	20	17	47	288
Parole Violators	5	6	9	8	7	11	5	14	6	5	6	9	91
Boot Camp Quitters	0	0	1	0	0	0	0	0	0	2	0	1	4
Intensive Supervision Violators	1	4	1	1	1	0	2	0	0	3	1	1	15
Connections Corrections Violators	0	0	0	0	1	1	2	2	2	1	1	0	10
WATCh	0	1	0	0	0	0	0	0	0	0	0	0	1
NEXUS	0	0	1	4	1	0	0	0	0	1	2	0	9
Probation	0	0	0	0	0	0	0	0	0	0	0	1	1
Total	31	40	43	52	32	50	35	66	59	37	34	64	543



In addition to the revocations listed above, the START program admitted 196 Sanctions for a total admission count of 739 offenders.

START Revocation Placements by Type

Revocations by Type	January	February	March	April	May	June	July	August	September	October	November	December	Total
Conditional Release Violators	10	9	8	17	8	11	4	20	21	12	9	6	135
PreRelease Violators	15	15	25	16	14	18	15	20	25	34	25	28	250
Parole Violators	10	7	8	11	6	8	4	11	11	12	8	6	102
Boot Camp Quitters	0	0	0	1	0	0	0	0	0	0	0	0	1
Intensive Supervision Violators	2	1	0	1	0	1	2	0	2	0	0	4	13
NEXUS	1	0	0	1	0	0	0	0	0	0	0	0	2
WATCH	1	0	0	0	0	0	0	0	0	0	0	0	1
Connections Corrections Violators	1	0	0	2	0	1	1	1	0	4	0	0	10
Probation	0	0	0	0	0	0	0	0	0	4	1	5	10
Inmate Worker				1	1	1							3
Total	40	32	41	50	29	40	26	52	59	66	43	49	527

Community Placement – Offenders placed in community based programs such as PreRelease Centers, Intensive Supervision, Connections Corrections, etc

MSP-BOPP Mandate – Board of Pardons & Parole has denied community placement and returned the offender to MSP

MSP-Terminated – Offenders terminated from START due to disciplinary or failure to comply with program and returned to MSP

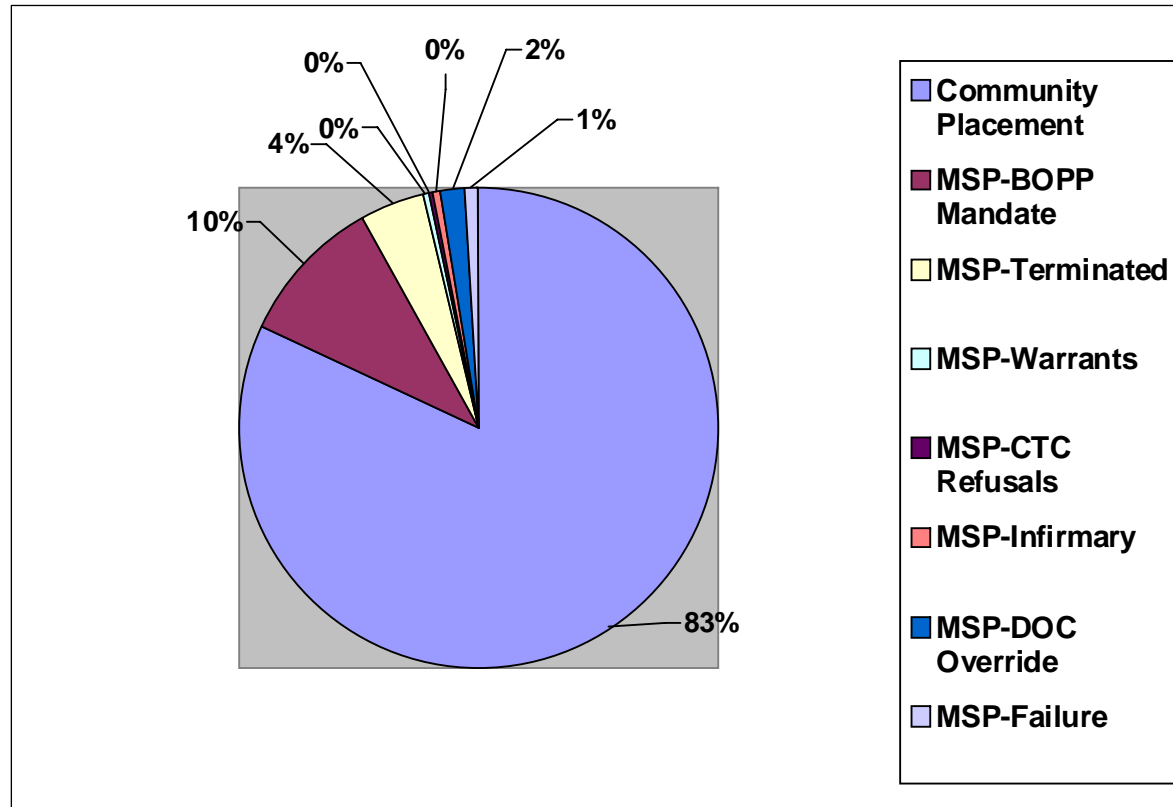
MSP-Warrants – Offenders who are returned to MSP because of outstanding felony warrants

MSP – CTC Refusals – Offenders who are remanded to MSP due to their refusal to attend or return to boot camp

MSP – Infirmmary – Offenders returned to MSP due to medical conditions

MSP – DOC Override – If an offender is revoked from a treatment program and that program refuses to take him back, said offender is required to go to MSP per DOC policy.

MSP – Failure – Offender was unable to be placed in community due to an unsatisfactory history.

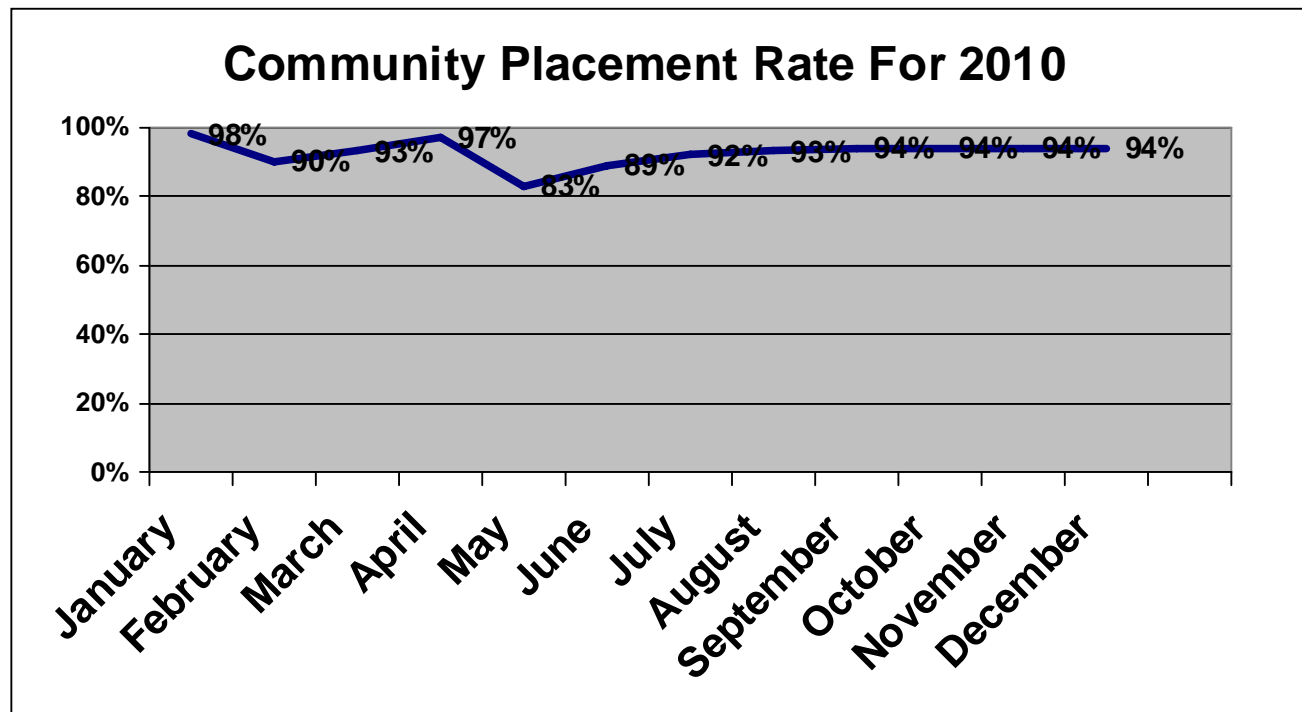


One goal of the START Program is to divert prison placement by a rate of no less than 50%. Our current overall diversion success rate of 95% clearly exceeds the original goal and validates the programs effectiveness. The high success rate has resulted in a cost savings for the tax payer and a reduction in prison overcrowding.

BOPP Mandates, MSP Warrants, DOC Overrides, and MSP Infirmiry remands are not counted in our success/failure rate because they are unable to participate in the program.

START Program Community Placement Rates for Revocations

Community Placement Success Trend											
January – December 2010											
January	February	March	April	May	June	July	August	September	October	November	December
98%	90%	93%	97%	83%	89%	92%	94%	94%	94%	94%	94%

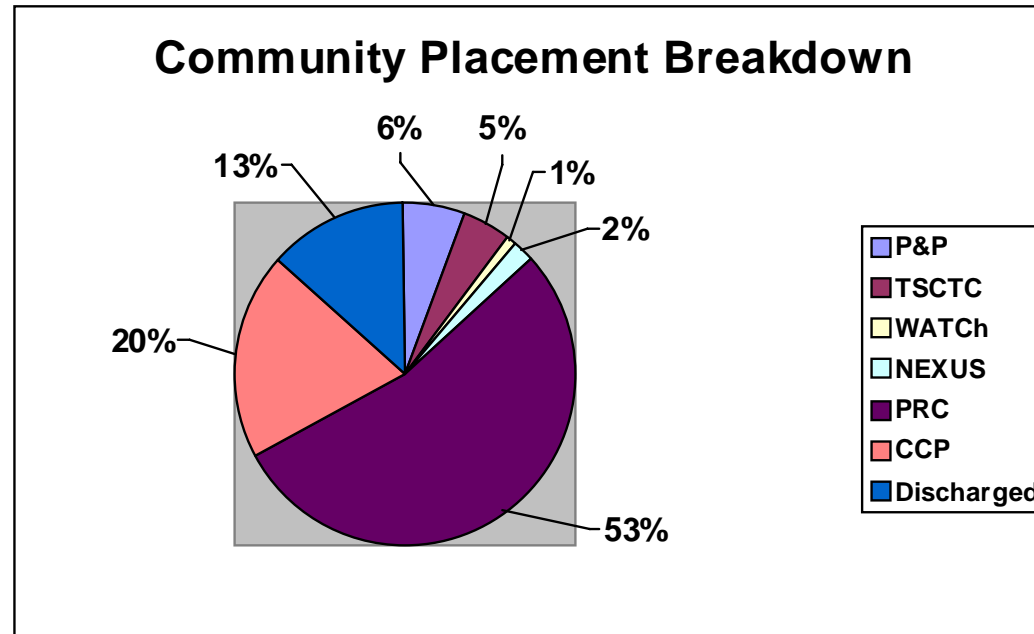


These statistics that run from January 2010 through December 2010 demonstrate the high percentile of offenders that are returned to the community rather than being returned to the prison system.

START Community Placement Breakdown

January 2010 through December 2010	
Community Placement	
Probation & Parole	36
Boot Camp	11
WATCH	1
NEXUS	13
PreRelease Centers	238
Connections Corrections	104
Discharged	30
Total	433

In addition to community placements we had 93 offenders return to MSP



This chart shows which community corrections programs the offenders have transferred to after completing the START Program.

START Length of Stay

<i>Average Length of Stay</i>	
	Days
BOPP Mandate MSP Returns	28.9
CTC Refusal MSP Returns	23.5
Community Placements (revocations)	55.4
Sanctions	22.6
Terminations	32.5
Sentence Discharges	66.7
Holds	N/A
Infirmiry Placements	2.5
MSP Failures	99.5
DOC Overrides	61.8
MSP Warrants	65.5
Overall Average	45.8

